


BLOODY BARON PROJECT OPTIONS AND ORDERING INSTRUCTIONS

e-mail your questions and option choice # to Mike at grandwazoo@earthlink.net



Number 0

A very plain plane. Brown paper covered foam for you to paint yourself.



Number 1

The Red Baron




Number 2


Cream body with red wings and tail




Number 3
Yellow Baron



Number 4
Yellow fuselage, white wings and tail with yellow trim




Number 5
Blue Baron with red piping/stripes




Number 6
Royal Blue wings and tail with white fuselage



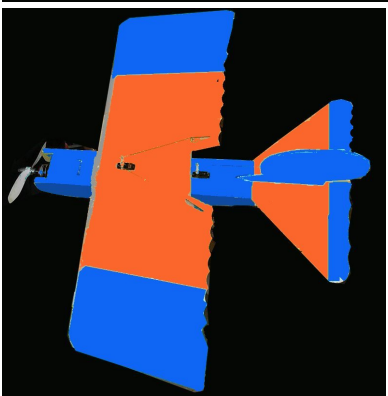
Number 7
Green wings and tail with silver fuselage



Number 8
Olive and purple stripe



Number 9
Aqua trim on white/cream fuselage



Number 10
Gator blue and orange